



District Report Card: 2017


| | |
|-------------------------|---------------------------------|
| State: Telangana | District: Warangal Rural |
| Class: 3 | Subject: Language |
| Schools: 60 | Students: 673 |


Participation/Coverage


Students

| GENDER  | Boys | | Girls | |
|--|--------|-------|--------|-------|
| | Number | % | Number | % |
| | 331 | 49.18 | 342 | 50.82 |

| AREA  | Rural | | Urban | |
|---|--------|--------|--------|------|
| | Number | % | Number | % |
| | 673 | 100.00 | 0 | 0.00 |

| CATEGORY  | SC | | ST | | OBC | | GEN | |
|--|--------|-------|--------|-------|--------|-------|--------|-------|
| | Number | % | Number | % | Number | % | Number | % |
| | 176 | 26.15 | 159 | 23.63 | 262 | 38.93 | 76 | 11.29 |

| CWSN  | LD | VI | HI | S&LD | ID | Oth |
|--|----|----|----|------|----|-----|
| | 2 | 2 | 0 | 1 | 6 | 15 |

| Management  | Government | | Government-aided | |
|--|------------|--------|------------------|------|
| | Number | % | Number | % |
| | 673 | 100.00 | 0 | 0.00 |

Average Performance of Students in Language (%)

| Overall | Gender | | Area | | Management | | Social Group | | | |
|---------|--------|--------|-------|-------|------------|-------|--------------|-------|-------|-------|
| | Male | Female | Rural | Urban | Govt. | Aided | SC | ST | OBC | GEN |
| 58.98 | 58.05 | 59.88 | 58.98 | 0.00 | 58.98 | 0.00 | 63.79 | 56.86 | 58.42 | 54.21 |

Performance on Learning Outcomes (LOs)

| Learning Outcomes | Description | Average Performance(%) |
|-------------------|---|------------------------|
| L304 | Reads small texts with comprehension i.e., identifies main ideas, details, sequence and draws conclusions | 58.80 |
| L312 | Reads printed scripts on the classroom walls: poems, posters, charts etc. | 59.35 |

| Range of Performance of Students who Answered Correctly | | | | | | | |
|---|-------|-----------|-------|-----------|-------|-----------|-------|
| Below 30% | | 30% - 50% | | 50% - 75% | | Above 75% | |
| Number | % | Number | % | Number | % | Number | % |
| 85 | 12.63 | 169 | 25.11 | 234 | 34.77 | 185 | 27.49 |

Lowest Performing Learning Outcomes (LOs)

- 1 - Reads small texts with comprehension i.e., identifies main ideas, details, sequence and draws conclusions (58.80)
- 2 - Reads printed scripts on the classroom walls: poems, posters, charts etc. (59.35)